


产品目录
PRODUCT CATALOG



产品目录 PRODUCT CATALOG

- 08 K系列 斜齿轮-伞齿轮减速电机
08 K series Helical Bevel Geared Motor
- 09 R系列 同轴式-斜齿轮减速电机
09 R series Inline Helical Geared Motor
- 10 F系列 平行轴-斜齿轮减速电机
10 F series Parallel Shaft Helical Geared Motor
- 11 S系列 斜齿轮-蜗轮蜗杆减速电机
11 S series Worm Helical Geared Motor
- 12 H系列 平行轴斜齿轮减速箱
12 H series Parallel Shaft Gear Unit
- 13 B系列 锥齿轮斜齿轮减速箱
13 B series Helical Bevel Gear Unit
- 14 P系列 行星齿轮减速电机
14 P series Planetary Geared Motor
- 15 T系列 螺旋伞齿轮换向器
15 T series Spiral Bevel Gear Unit
- 16 LSJ系列 拉丝机专用减速机
16 LSJ series Gearbox reducer for Drawing machine
- 17 QZ系列 钢绳葫芦升降驱动系统
17 QZ series Wire Rope Hoist Lifting Drive System



关于我们

费洛卡重工生产基地位于“中国齿轮之乡、电机之乡”美誉的安徽六安国家级经济开发区内，是世界一流技术的欧式减速电机在中国的制造商和服务商。公司占地面积6.6万平方米，现有员工260多名，年产减速电机7万多台，产值2.1亿元。

费洛卡减速机采用世界尖端的齿轮模块化技术，集减速机研发、制造、销售、服务于一体。主要生产K、R、F、S欧式减速电机、H&B工业齿轮箱、P系列行星齿轮减速机、LSJ拉丝机减速机、QZ起重机减速电机、其它非标减速机。

费洛卡重工具有较强的自主研发能力，设计制造的多项产品填补了行业的空白，创造了150多项技术专利，产品广泛用于机械、起重、输送、水利港口、冶金、矿山、铁路、能源、化工、造纸、环保等多种行业。

费洛卡重工拥有自主进出口权，产品远销欧洲、美洲、亚洲、非洲等30多个国家和地区，**FLK**[®] 品牌在国际市场享有盛誉。

我们的宗旨是：诚信、创新、卓越、世界。

我们的理念是：诚信经营，技术领先，品质卓越，创建世界费洛卡。



About us

Ferrocarril Heavy Transmission Co., Ltd is one of the leading manufacturer and service provider of Euro-type gear motors in China. Our production base located in Lu' an State-level Economic Development Zone in Anhui Province which with the reputation of "The home of gear and motor". The factory covers an area of 66,000m² with more than 260 employees. The annual sales are 210 million Yuan with annual production over 70,000 sets.

Ferrocarril gear reducers adopt advanced gear modular technology with one-stop solution including R&D, manufacturing, sales and service. Our main products are K、R、F、S Euro-type gear motors, H&B industrial gear box, P series planetary gear reducer, LSJ speed reducer for wire-drawing machine, QZ gear motor for crane and other non-standard gearboxes.

Having strong ability of independent research and development in gearbox industry, we obtain over 150 technology patents and some of them have filled the gaps in the industry. Our products are widely used in metallurgy, mining, energy, transportation, aerospace, chemical industry, railway, shipbuilding, environmental protection industry, etc.

Our company is licensed to handle all import and export activities and the products are exported to Europe, America, Southeast Asia and Middle East and so on. **FLK**[®] enjoys good reputation in the international market. We will provide superior quality products, favorable price and best service for customers.

Our Aim: Integrity、Innovation、Brilliant、International

Our Concept: Creating World-class FERROCAR with Faithful Management, Leading Technology and Excellent Quality.

费洛卡应用解决方案

FERROCAR APPLICATION SOLUTIONS

港口设备
PORT EQUIPMENTS



绿色能源
GREEN ENERGY



工程机械
ENGINEERING MACHINERY



石油钻井
OIL DRILLING



动力传动及控制应用解决方案

SOLUTIONS FOR POWER TRANSMISSION AND CONTROL APPLICATION


产品多样化、工艺标准化以及优质的产品使费洛卡减速电机应用于各行业领域。

费洛卡为客户提供系统解决方案，为了取得最佳客户满意，我们专注于不断提高产品性能、对技术与工艺进行创新，同时对生产进行细致的规划。所有费洛卡品牌产品和服务旨在满足工业及自动化领域的要求。

Product diversification, process standardization and superior products make ferrocar drive geared motors applied in various industries.

Ferrocar is committed to provide solutions for all customers by keeping on improving product performance, innovating technology and craft and get detailed plan for production.

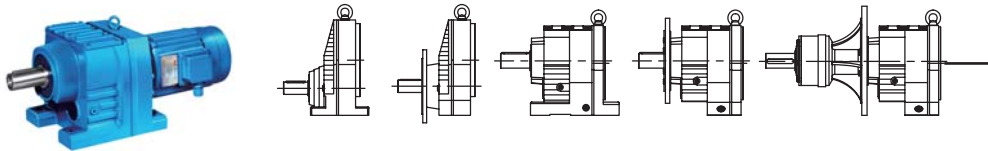
All ferrocar products and service aim at fulfill the demand in industries and automation field.



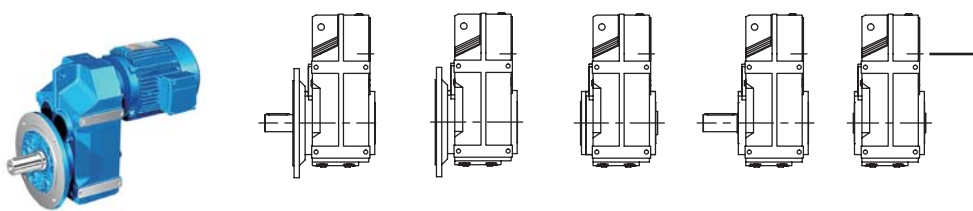
费洛卡产品模块化设计

FERROCAR PRODUCTS MODULAR DESIGN

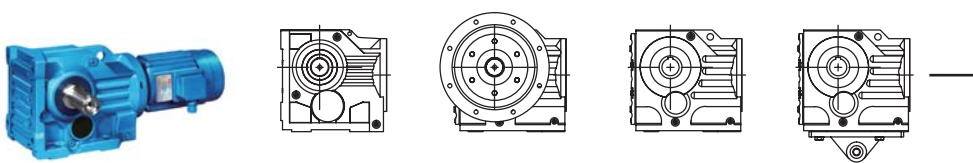
R系列 同轴式-斜齿轮减速电机
R series Inline Helical Geared Motor



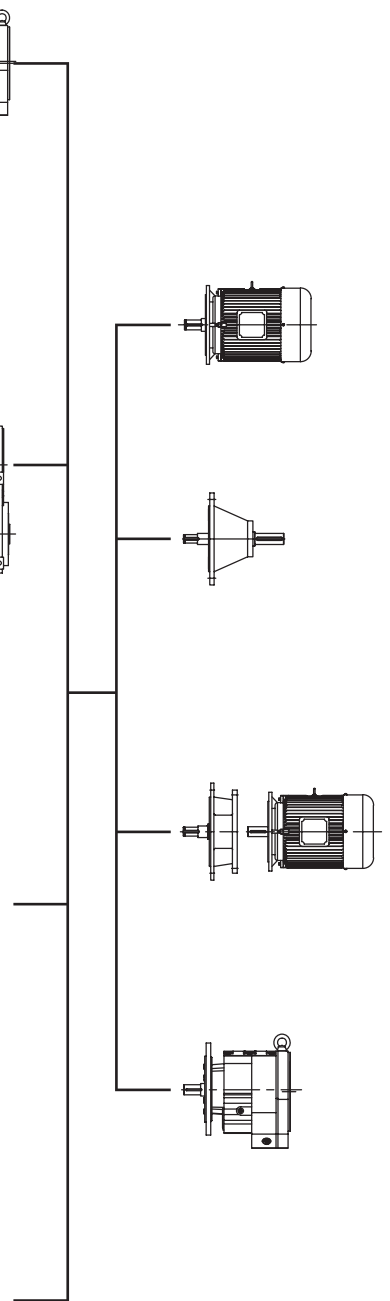
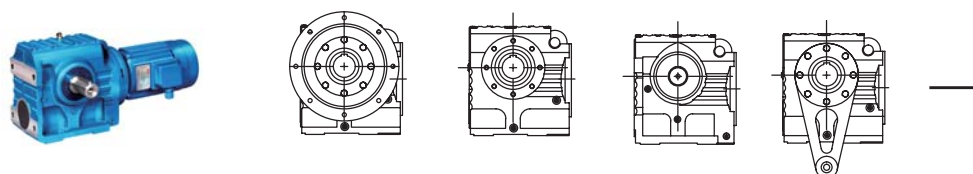
F系列 平行轴-斜齿轮减速电机
F series Parallel Shaft Helical Geared Motor



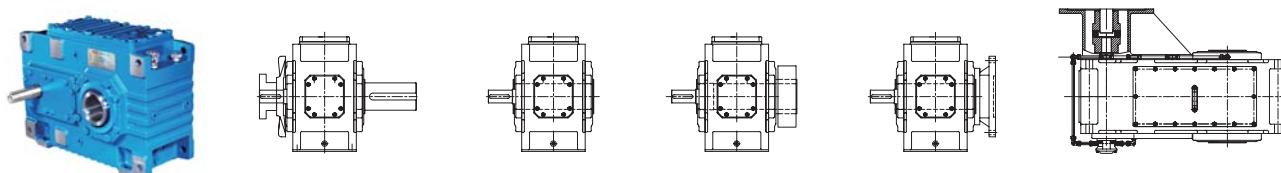
K系列 斜齿轮-伞齿轮减速电机
K series Helical Bevel Geared Motor



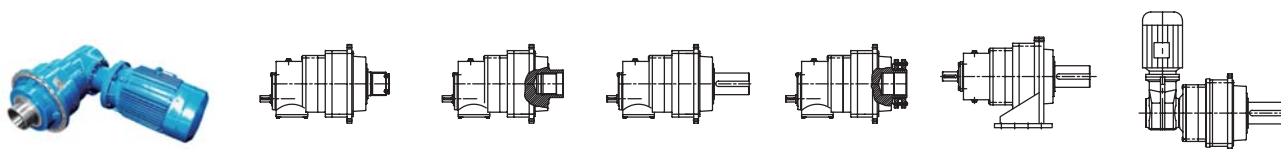
S系列 斜齿轮-蜗轮蜗杆减速电机
S series Worm Helical Geared Motor



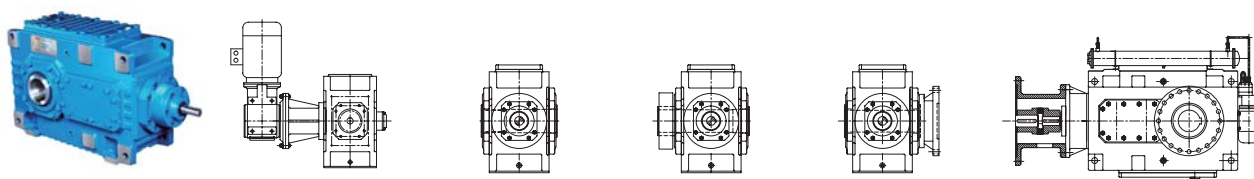
H系列 平行轴斜齿轮减速箱
H series Parallel Shaft Gear Unit



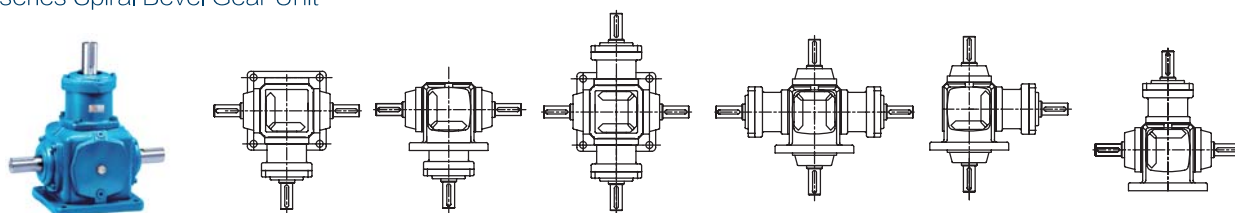
P系列 行星齿轮减速电机
P series Planetary Geared Motor



B系列 锥齿轮斜齿轮减速箱
B series Helical Bevel Gear Unit



T系列 螺旋伞齿轮换向器
T series Spiral Bevel Gear Unit



K系列 斜齿轮-伞齿轮减速电机

K series Helical Bevel Geared Motor



高效率、多用途

K系列斜齿轮-伞齿轮减速电机具有效率高，用途广，性价比合理等特点，很有竞争性。

High efficiency, wide application

The K series is the first product to prove equally good in regard to efficiency and versatility within a highly competitive context, both performance and price wise.

输出转矩 Torque Range

200...50000Nm

额定功率 Mechanical rating (n1=1400min)

0.12...200KW

减速比 Ratio

5.36...106.38

输出型式 Output

底脚和轴装式安装

Foot-Mounted and Shaft-Mounted

无键锁紧盘安装

Keyless Shrink Disk-Mounted

公制或英制系列实心输出轴

Metric or Inch Series Solid Output Shaft

可与更多轴径配套的锥形轴套

More Tapered Hub Matched with Shaft Diameter

DIN5480的花键空心轴

DIN5480 Hollow Shaft with Involute

不带地脚和输出法兰安装

Without Foot-Mounted and Output Flange-Mounted

输入型式 Input Type

IEC和直连电机接口及NEMA电机接口

IEC and Motor Adapter and NEMA Motor Adapter

伺服电机接口

Servo Motor Adapter

公制或英制系列实心输入轴

Metric or Inch Series Solid Input Shaft

| 型号 | 转矩 [Nm] |
|-------|--------------|
| Type | Torque Range |
| K 37 | 200 |
| K 47 | 400 |
| K 57 | 600 |
| K 67 | 820 |
| K 77 | 1550 |
| K 87 | 2700 |
| K 97 | 4300 |
| K 107 | 8000 |
| K 127 | 13000 |
| K 157 | 18000 |
| K 167 | 32000 |
| K 187 | 50000 |



R系列 同轴式-斜齿轮减速电机

R series Inline Helical Geared Motor

高效率、多用途

转矩分布密度高，产品多样化、速比范围广、结构紧凑以及合理的性能价格比，使R系列成为无与伦比的减速电机及斜齿轮减速机。

High efficiency, wide application

Top torque density, product variety, extremely wide speed choice, great compactness and price effectiveness make the R Series the unparalleled line of helical gearmotors and speed reducers.

| 型号 | 转矩 [Nm] |
|-------|--------------|
| Type | Torque Range |
| R 17 | 70 |
| R 27 | 130 |
| R 37 | 200 |
| R 47 | 300 |
| R 57 | 450 |
| R 67 | 600 |
| R 77 | 820 |
| R 87 | 1550 |
| R 97 | 3000 |
| R 107 | 4300 |
| R 137 | 8000 |
| R 147 | 13000 |
| R 167 | 18000 |

| 单级 | 转矩 [Nm] |
|--------------|--------------|
| Single Stage | Torque Range |
| RX 57 | 70 |
| RX 67 | 130 |
| RX 77 | 200 |
| RX 87 | 300 |
| RX 97 | 450 |
| RX 107 | 600 |

输出转矩 Torque Range

70 ... 18000Nm

额定功率 Mechanical rating (n1=1400min)

0.12...160KW

减速比 Ratio

1.30...229.71

输出型式 Output

地脚和法兰安装

Foot and flange mount

公制和英制系列实心输出轴

Metric and inch series solid output shaft

输入型式 Input Type

直连和电机接口

Direct connect with motor and motor adaptor

F系列 平行轴-斜齿轮减速电机

F series Parallel Shaft Helical Geared Motor



体积小、传递扭矩大

平行轴式F系列减速电机具有易于装，可靠性能好等特点，具有良好的性能，F系列减速电机适用于行走，提升等应用。

Small size, high output torque

Its characteristics include easy installation and reliable performance for walking, lifting application area, etc.

输出转矩 Torque Range

200...18000NM

额定功率 Mechanical rating (n1=1400min)

0.12...200KW

减速比 Ratio

3.77...267.43

输出型式 Output

孔输出- (带输出法兰)

Hollow Shaft Output (with Output Flange)

轴输出- (带输出法兰)

Solid Shaft Output (with Output Flange)

无键锁紧盘安装

Keyless Shrink Disk

DIN5480的花键空心轴

DIN5480 Hollow Shaft with Involute

输入型式 Input Type

IEC和直连电机接口及NEMA电机接口

IEC and Motor Adapter and NEMA Motor Adapter

伺服电机接口

Servo Motor Adapter

公制或英制系列实心输入轴

Metric or Inch Series Solid Input Shaft

| 型号 | 转矩[Nm] |
|-------|--------------|
| Type | Torque Range |
| F 37 | 200 |
| F 47 | 400 |
| F 57 | 600 |
| F 67 | 820 |
| F 77 | 1500 |
| F 87 | 3000 |
| F 97 | 4300 |
| F 107 | 7840 |
| F 127 | 12000 |
| F 157 | 18000 |



S系列 斜齿轮-蜗轮蜗杆减速电机

S series Helical Worm Geared Motor

体积小、传递扭矩大

S系列具有斜齿轮蜗轮蜗杆减速电机效率高，用途比合理等特点，很有竞争性。

Small size、high output torque

Its characteristics include high efficiency, wide application and reasonable cost performance, so it is very competitive.

| 型号 Type | 转矩 [Nm] Torque Range |
|------------|-------------------------|
| S 37 | 90 |
| S 47 | 170 |
| S 57 | 300 |
| S 67 | 520 |
| S 77 | 1270 |
| S 87 | 2280 |
| S 97 | 4000 |

输出转矩 Torque Range

90...4000Nm

额定功率 Mechanical rating (n1=1400min)

0.12...22KW

减速比 Ratio

6.8...157.43

输出型式 Output

底脚和轴装式安装

Foot-Mounted and Shaft-Mounted

无键锁紧盘安装

Keyless Shrink Disk-Mounted

公制或英制系列实心输出轴

Metric or Inch Series Solid Output Shaft

可与更多轴径配套的锥形轴套

More Tapered Hub Matched with Shaft Diameter

DIN5480的花键空心轴

DIN5480 Hollow Shaft with Involute

不带地脚和输出法兰安装

Without Foot-Mounted and Output Flange-Mounted

输入型式 Input Type

IEC和直连电机接口及NEMA电机接口

IEC and Motor Adapter and NEMA Motor Adapter

伺服电机接口

Servo Motor Adapter

公制或英制系列实心输入轴

Metric or Inch Series Solid Input Shaft

H系列 平行轴斜齿轮减速机

H series Parallel Shaft Gear Unit



传动功率大、运转可靠性高

H系列斜齿轮减速箱的特点是，传动转矩分布曲线极佳，速比精确、众多的安装方式可供选择，体积紧凑，使用方便。

High Power, high reliability

The new benchmark in the parallel shaft category. High torque ratings, gear ratios in close progression, numerous mounting options, together with compact dimensions with facilitate the engineering of any application.

输出转矩 Torque Range

3300...900000NM

额定功率 Mechanical rating (n1=1400min)

4...5000KW

减速比 Ratio

1.25... 450

安装 Mounting

底脚、法兰、轴装

Foot, flange, shaft mounting

输出型式 Output

单和双实心输出轴、键装空心轴、锁紧盘

Solid(single and double extension)、Keyed hollow、shrink disc

输入型式 Input Type

实心轴、电机接口

Solid shaft, motor adaptor

选项 Options

风扇冷却、冷却盘管、冷凝器、副油箱

Fan/Cooling Coil/Cooler/Auxiliary Fuel Tank

独立的冷却系统

Independent Cooling System

逆止器

Backstop

辅助传动

Auxiliary Drive

H1=I级传动 Transmission Level(H1=I)

H1-3;H1-5;H1-7;H1-9;H1-11;H1-13;H1-15;H1-17;H1-19

H2=II级传动 Transmission Level(H2=II)

H2-4;H2-5;H2-6;H2-7;H2-8;H2-9;H2-10;H2-11;H2-12;H2-13;H2-14;H2-15
H2-16;H2-17;H2-18;H2-19;H2-20;H2-21;H2-22;H2-23;H2-24;H2-25;H2-26

H3=III级传动 Transmission Level(H3=III)

H3-5~26

H4=iv级传动 Transmission Level(B4=iv)

H4-7~26

| 型号 | 转矩 [Nm] |
|------|--------------|
| Type | Torque Range |
| H 3 | 3300 |
| H 4 | 6700 |
| H 5 | 11600 |
| H 6 | 15500 |
| H 7 | 21700 |
| H 8 | 27200 |
| H 9 | 35700 |
| H 10 | 44200 |
| H 11 | 61600 |
| H 12 | 78000 |
| H 13 | 90700 |
| H 14 | 113000 |
| H 15 | 153000 |
| H 16 | 173000 |
| H 17 | 200000 |
| H 18 | 240000 |
| H 19 | 300000 |
| H 20 | 345000 |
| H 21 | 420000 |
| H 22 | 470000 |
| H 23 | 560000 |
| H 24 | 640000 |
| H 25 | 800000 |
| H 26 | 900000 |



B系列 锥齿轮斜齿轮减速箱

B series Bevel Helical Gear Unit

传动功率大、运转可靠性高

斜齿轮锥齿轮重载减速箱结构紧凑，设计灵活，性能出众。提供了众多标准选项，方便客户定制以满足特定的应用要求。

High Power, high reliability

Its new bevel helical series optimizes superior performance with compact dimensions and flexibility. The main standard options that can be selected from the catalogue facilitate customization to meet specific application requirements.

| 型号 Type | 转矩 [Nm] Torque Range |
|------------|-------------------------|
| B 4 | 6100 |
| B 5 | 11600 |
| B 6 | 15500 |
| B 7 | 21700 |
| B 8 | 27200 |
| B 9 | 35700 |
| B 10 | 44200 |
| B 11 | 61600 |
| B 12 | 78000 |
| B 13 | 90700 |
| B 14 | 113000 |
| B 15 | 153000 |
| B 16 | 173000 |
| B 17 | 200000 |
| B 18 | 240000 |
| B 19 | 300000 |
| B 20 | 345000 |
| B 21 | 420000 |
| B 22 | 470000 |
| B 23 | 560000 |
| B 24 | 640000 |
| B 25 | 800000 |
| B 26 | 900000 |

输出转矩 Torque Range

6100...900000NM

额定功率 Mechanical rating (n1=1400min)

4...5000KW

减速比 Ratio

5...400

安装 Mounting

底脚、法兰、轴装

Foot、flange、shaft mounting

输出型式 Output

单和双实心输出轴、键装空心轴、锁紧盘

Solid(single and double extension)、Keyed hollow、shrink disc

输入型式 Input Type

实心轴、电机接口

Solid shaft、motor adaptor

选项 Options

风扇冷却、冷却盘管、冷凝器、副油箱

Fan、Cooling Coil、Cooler、Auxiliary Fuel Tank

独立的冷却系统

Independent Cooling System

逆止器

Backstop

辅助传动

Auxiliary Drive

B2=II级传动 Transmission Level(B2=II)

B2-4;H2-5;B2-6;B2-7;B2-8;B2-9;B2-10;B2-11;B2-12;B2-13;B2-14;B2-15;B2-16
B2-17;B2-18

B3=III级传动 Transmission Level(B3=III)

B3-4;B-5;B3-6;B3-7;B3-8;B3-9;B3-10;B3-11;B3-12;B3-13;B3-14;B3-15;B3-16
B3-17;B3-18;B3-19;B3-20;B3-21;B3-22;B3-23;B3-24;B3-25;B3-26

B4=iv级传动 Transmission Level(B4=iv)

B4-4~26

P系列 行星齿轮减速电机

P series Planetary Geared Motor



效率高、扭矩大、适用于重载工况

P系列行星齿轮减速机结构紧凑，扭矩大，产品结构多样。因为产品上的高度模块化，所以每种机座的配置都是高度灵活的，它能提供众多选项。

High efficiency, high output torque, suitable for heavy duty working condition

P series planetary gear unit with compact structure, high output torque, various product structure. It can provide multiple options with highly modular design and flexible configuration.

输出转矩 Torque Range

22000...1920000Nm

额定功率 Mechanical rating (n1=1400min)

0.4...9550KW

减速比 Ratio

25...4000

输出型式 Output

地脚和法兰安装

Foot mounted and Flange mounted

输出轴、键装实心轴、空心花键轴、空心轴配紧锁盘

Output shaft、Keyway solid shaft、involute splined shaft、splined hollow shaft

输入型式 Input Type

IEC孔输入和轴输入（half联轴器）、电机接口

IEC connection flange、input hollow shaft、input solid shaft (half coupling) motor adaptor

伺服电机接口

Servo motor adaptor

公制和英制系列实心输入轴

Metric and British system solid input shaft

选项 Options

逆止器

Torque arm

多级串联的组合

Multi-stage combination

扭力臂

Backstop

| 型号 | 转矩[Nm] |
|------|--------------|
| Type | Torque Range |
| P 9 | 22000 |
| P 10 | 31000 |
| P 11 | 42000 |
| P 12 | 60000 |
| P 13 | 83000 |
| P 14 | 117000 |
| P 16 | 160000 |
| P 17 | 202000 |
| P 18 | 244000 |
| P 19 | 295000 |
| P 20 | 354000 |
| P 21 | 392000 |
| P 22 | 450000 |
| P 23 | 513000 |
| P 24 | 592000 |

| 型号 | 转矩[Nm] |
|------|--------------|
| Type | Torque Range |
| P 25 | 684000 |
| P 26 | 763000 |
| P 27 | 852000 |
| P 28 | 950000 |
| P 29 | 1060000 |
| P 30 | 1200000 |
| P 31 | 1330000 |
| P 32 | 1500000 |
| P 33 | 1690000 |
| P 34 | 1920000 |



T系列 螺旋伞齿轮转向器

T Series Spiral Bevel Gear Unit

结构小巧、用于直角转向

T系列产品设计用于满足直角布置的传动领域。安装简单且基本无维护，T系列产品有不同输出形式可供选择，除1:1外，还有其它的精确减速比供选择。

Small and Compact Structure for Right-Angle Transmission

The units of T Series are designed to fit the purposes of transmission laid out in right angle setting. Easy to fit and largely maintenance-free, T units offer multiple shaft arrangements and a choice of several exact gear ratios, besides the ratio 1:1, that come in handy when designing synchronized drive systems.

| 型号 Type | 转矩 [Nm] Torque Range |
|------------|-------------------------|
| T 2 | 29 |
| T 4 | 49 |
| T 6 | 140 |
| T 7 | 220 |
| T 8 | 370 |
| T 10 | 570 |
| T 12 | 940 |
| T 16 | 1010 |
| T 20 | 3220 |
| T 25 | 5750 |

输出转矩 Torque Range

17...5700NM

额定功率 Mechanical rating (n1=1400min)

0.12...335KW

减速比 Ratio

1.0...3.0

输出型式 Output

单和双出轴

Single Output Shaft and Double Output Shaft

输入型式 Input Type

实心输入轴

Solid Input Shaft

输入输出旋转方向 Relations of Input Direction and Output Direction

同方向

Same Direction

不同方向

Opposite Direction



LSJ系列 拉丝机专用减速机

LSJ series Gearbox reducer for Drawing machine



结构紧凑、稳定可靠

LSJ系列拉丝机专用减速机具有安装方便、结构紧凑、外形美观、稳定可靠的特性，已经在拉丝机行业得到广泛应用，特别适用于直进式拉丝机。

Compact design, Stable and Reliable

LSJ series speed reducers are widely used in wiredrawing industry, especially for straight wiredrawing machine. The speed reducer is easy to install with compact design, aesthetic appearance and stable and reliability.

额定功率 Mechanical rating (n1=1400min)

11~110KW

减速比 Ratio

4~78.8

水盘大小 Water Plate size

350~1200

皮带盘速比 Belt Pulley Ratio

1~1.75

| 型号 Type | 水盘直径 water disc diameter |
|------------|-----------------------------|
|------------|-----------------------------|

| | |
|----------|---------|
| LSJ28-1E | 350~450 |
|----------|---------|

| | |
|------------|---------|
| LSJ28-1E1L | 350~450 |
|------------|---------|

| | |
|----------|---------|
| LSJ28-2E | 350~450 |
|----------|---------|

| | |
|----------|---------|
| LSJ48-1E | 500~600 |
|----------|---------|

| | |
|------------|---------|
| LSJ48-1E1L | 500~600 |
|------------|---------|

| | |
|----------|---------|
| LSJ48-2E | 500~600 |
|----------|---------|

| | |
|----------|---------|
| LSJ68-1E | 700~900 |
|----------|---------|

| | |
|------------|---------|
| LSJ68-1E1L | 700~900 |
|------------|---------|

| | |
|----------|---------|
| LSJ68-2E | 700~900 |
|----------|---------|

| | |
|-----------|-----------|
| LSJ108-1E | 1000~1200 |
|-----------|-----------|

| | |
|-----------|-----------|
| LSJ108-2E | 1000~1200 |
|-----------|-----------|

| | |
|-----------|-----------|
| LSJ108-3E | 1000~1200 |
|-----------|-----------|



QZ系列 钢绳葫芦升降驱动系统

QZ series Wire Rope Hoist Lifting Drive System

安全制动、响应快、低磨损、低噪音

QZ系列钢绳葫芦升降驱动系统系三级平行轴式斜齿轮减速电机，结构紧凑，传动效率高，轴距加长，可安装更大直径卷筒。特别适应于欧式起重机电动葫芦。

Safety brake, fast response, low wear, low noise

QZ series wire rope hoist lifting drive system is 3 stage parallel shaft helical geared motor with compact design, high efficiency, long shaft distance can install drum with larger diameter. The QZ series are especially for Euro-type wire rope hoist.

| 型号 Type | 提升重量 Lifting Capacity |
|------------|--------------------------|
| QZ3202 | 3.2t |
| QZ5000 | 5.0t |
| QZ12500 | 12.5t |
| QZ20000 | 20t |
| QZ25000 | 25t |
| QZ40000 | 40t |

提升重量 Lifting Capacity

3.2...40t

额定功率 Mechanical rating (n1=1400min)

0.44...24.2KW

减速比 Ratio

41.7...232

可适用的电机及型号 Available motors and models

Y系列IEC标准的和IE2级高效的单速和双速电机

Y series IEC standard and IE2 high efficiency single and double speed motor

YVP、YVPEJ、YEJ、YDEJ系列变频及制动三相异步电机

YVP、YVPEJ、YEJ、YDEJ series variable frequency and brake three-phase asynchronous motor

YZP、YZPEJ、YZRE系列冶金及起重用三相异步电机

YZP、YZPEJ、YZRE series three-phase asynchronous motor for crane and metallurgical applications

YB、YBEJ、YBPT、YFB系列防爆型三相异步电机

YB、YBEJ、YBPT、YFB series explosion-proof three-phase asynchronous motor

YGa、YGb系列辊道电机

YGa、YGb series table roller motor

同步电机、直流电机、伺服电机

Synchronous motor、DC motor、servo motor

主要电机选项 Motor accessories options

热敏电阻和热敏开关

PTC thermistor and thermoswitch

独立供电的制冷风机及断电刹车和通电刹车

Individual power supply cooling fan、power-off brake and power-on brake

集电极开路输出、电压输出、互补输出和线驱动输出旋转编码器

Open collector output、voltage output、complementary output and line drive output rotary encoder

检测设备

Detection equipment



齿形齿向测量仪
Digital Control Gear Measurement Machine



三坐标测量仪
3 Coordinate Measurement Machine



硬度计检测仪
Hardness tester



扭矩加载检测仪
Torsion Testing Machine

工艺装备

Processing equipment



卧式加工中心
Horizontal Machining Center



立式加工中心
Vertical Machining Center



数控磨齿机
CNC Gear Grinding Machine



数控镗床
CNC Boring Machine

企业实景

Factory



企业实景

Factory



资质证书

Qualification Certificates



发明专利

Utility Patents



发明专利

Utility Patents

